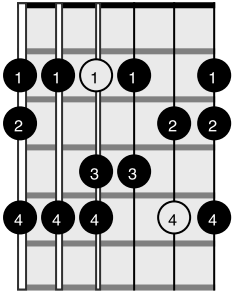
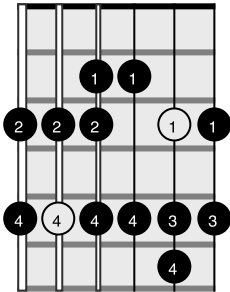


Die Hexatonik aus M1 LE01

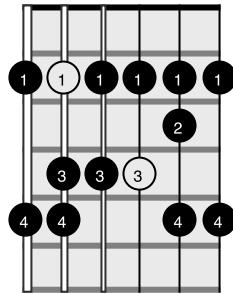
Hex 1D



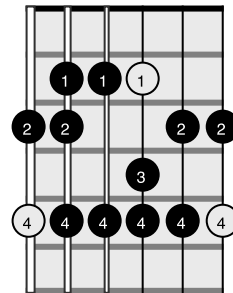
Hex 4A



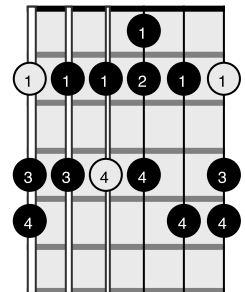
Hex 1A



Hex 4E

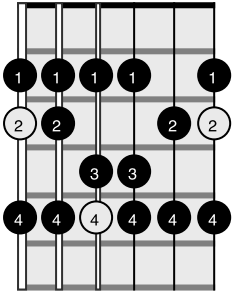


Hex 1E

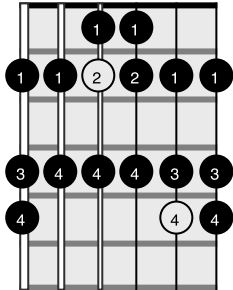


Die Durtonleiter aus M1 LE02

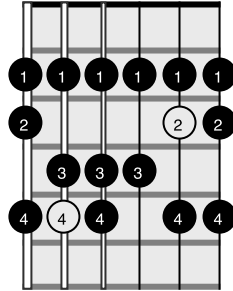
Dur 2E



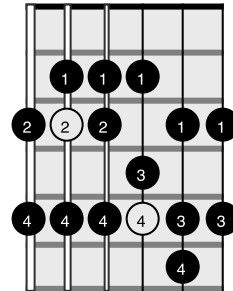
Dur 2D



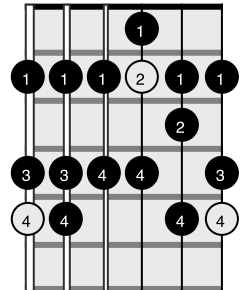
Dur 4A



Dur 2A



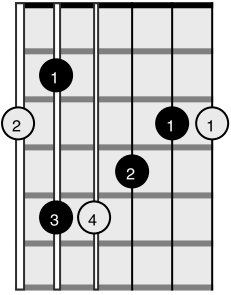
Dur 4E



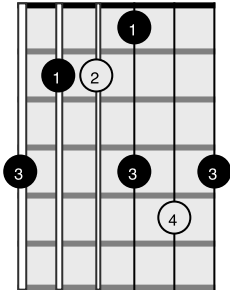
Dreiklang-Arpeggios aus M1 LE04

*Hinweis: Die Fingersätze sind so notiert, wie ich sie am häufigsten spiele.

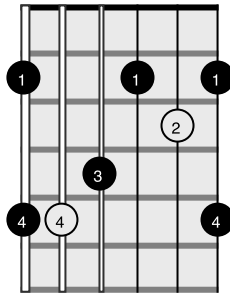
Dur 2E



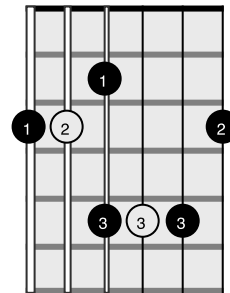
Dur 2D



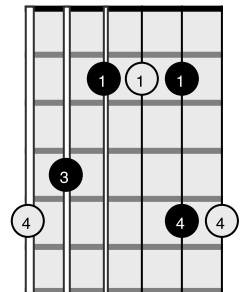
Dur 4A



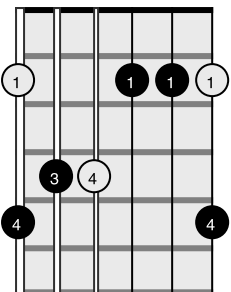
Dur 2A



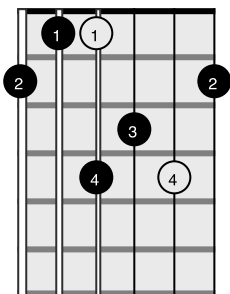
Dur 4E



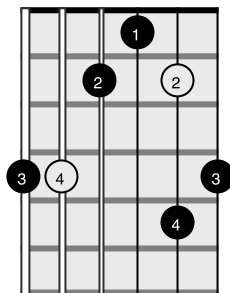
Moll 1E



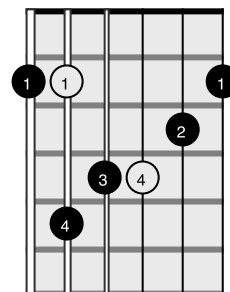
Moll 1D



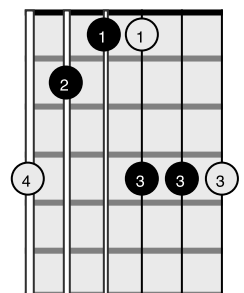
Moll 4A



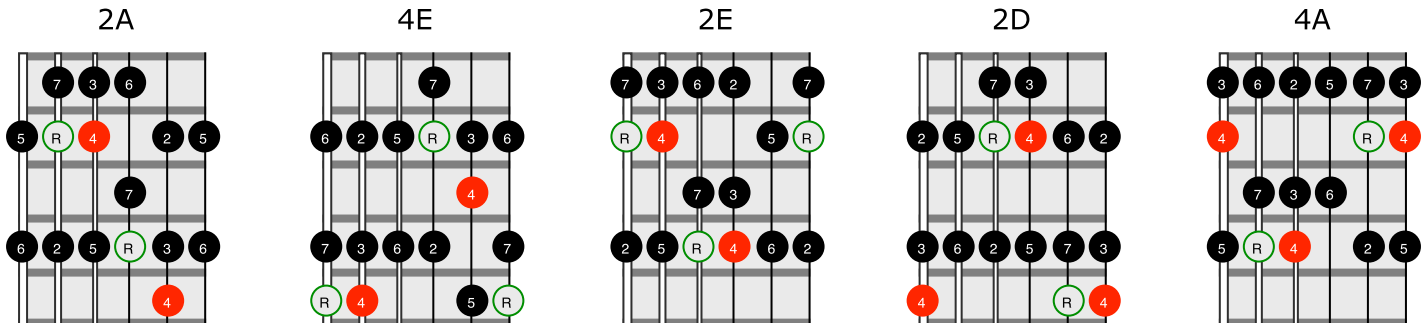
Moll 1A



Moll 4E



"Avoid Note" 4. Ton aus M1 LE05



Tonikabereich: I VI III Stufe (4. Ton der Skala NICHT im Akkord + Keine b5)
Subdominantbereich: II IV Stufe (4. Ton enthalten, keine b5) -> Keine Avoid Note
Dominantbereich: V VII (4. Ton enthalten, b5)
(Wenn man 4-Klänge zugrunde legt)

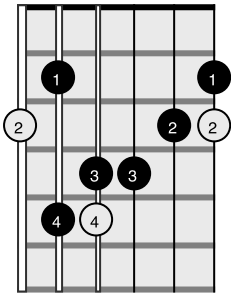
Impro-Anleitung:
Über Tonika: Nicht den 4. Ton (Rot)
Über Subdom: alles
Über Dom: Kein Grundton (weiß)

Beispiel-Akkordfolge (Jamtrack):
I - IV - V - I

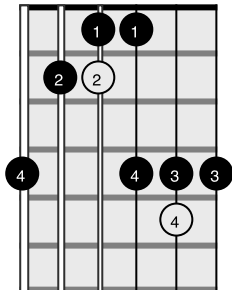
***Hinweis: Die Nummern in den Diagrammen zeigen Dir Intervalle. R = Grundton**

4-Stimmige Arpeggios aus M2 LE02 (1)

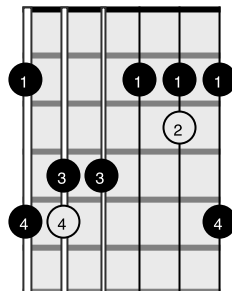
ma7 2E



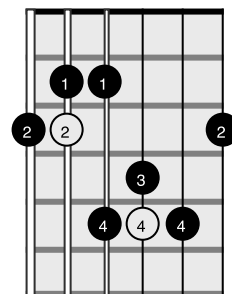
maj7 2D



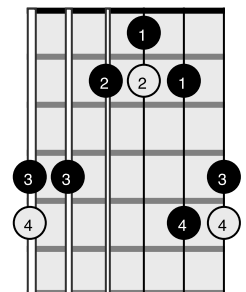
maj7 4A



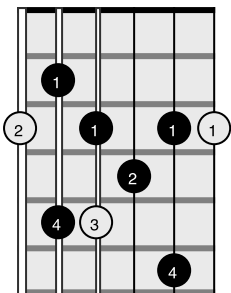
maj7 2A



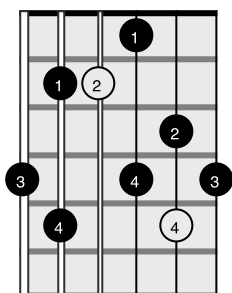
maj7 4E



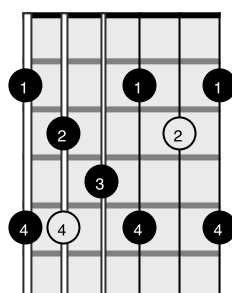
dom7 2E



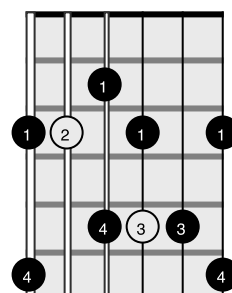
dom7 2D



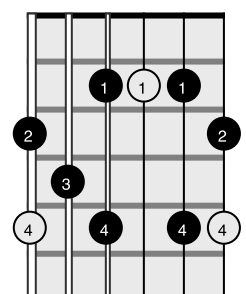
dom7 4A



dom7 2A

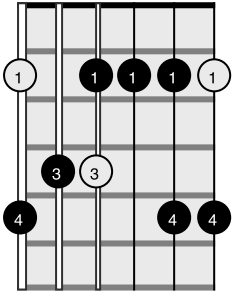


dom7 4E

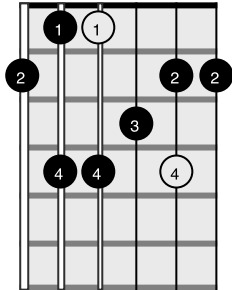


4-Stimmige Arpeggios aus M2 LE02 (2)

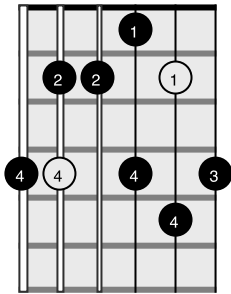
m7 1E



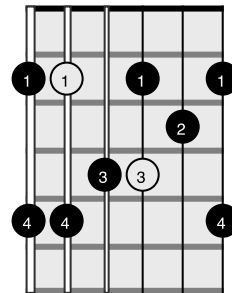
m7 1D



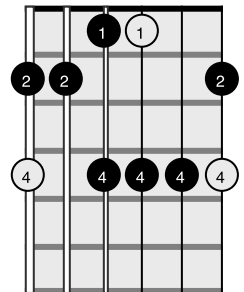
m7 4A



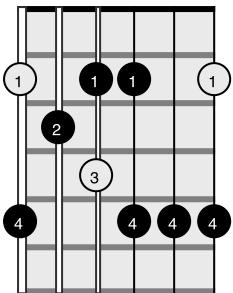
m7 1A



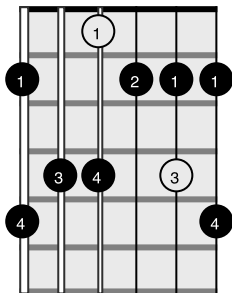
m7 4E



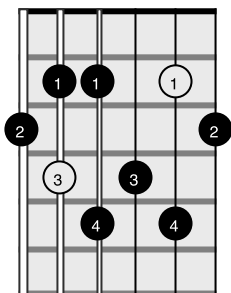
m7b5 1E



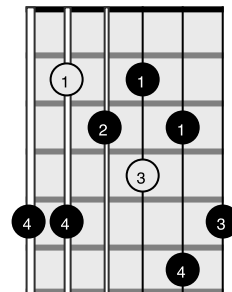
m7b5 1D



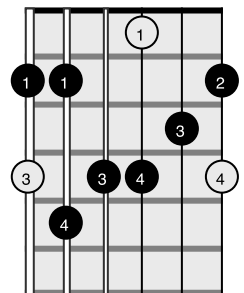
m7b5 2A



m7b5 1A

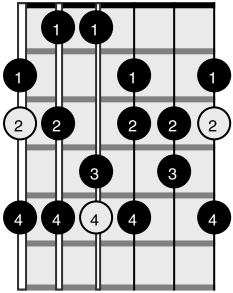


m7b5 3E

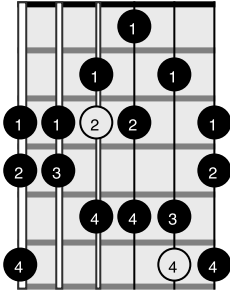


Harmonisch Moll aus M4 LE01

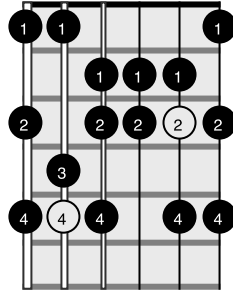
HM 2E



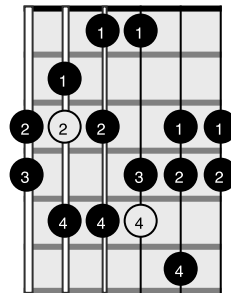
HM 2D



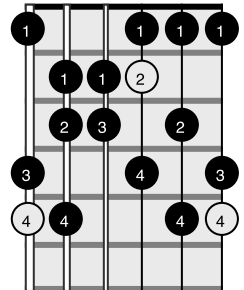
HM 4A



HM 2A

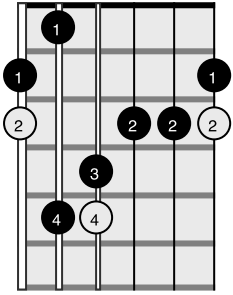


HM 4E

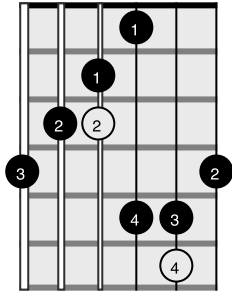


Arpeggios aus M4 LE06 (1)

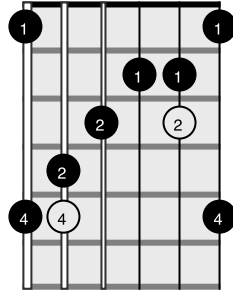
mmaj7 2E



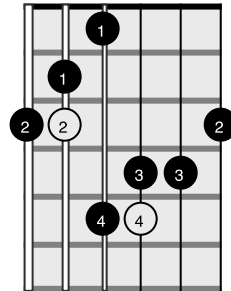
mmaj7 2D



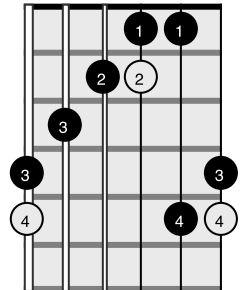
mmaj7 4A



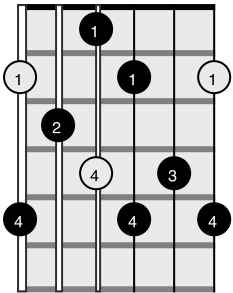
mmaj7 2A



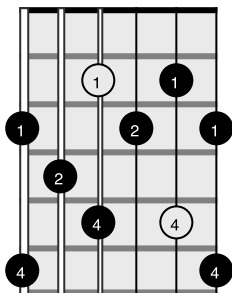
mmaj7 4E



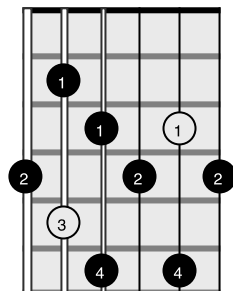
dim7 1E



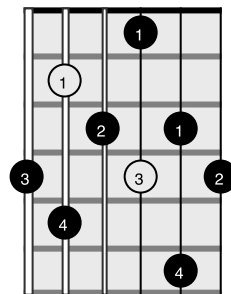
dim7 1D



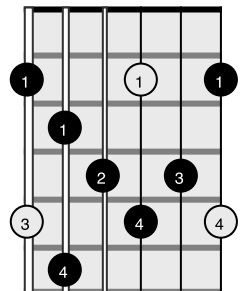
dim7 3A



dim7 1A

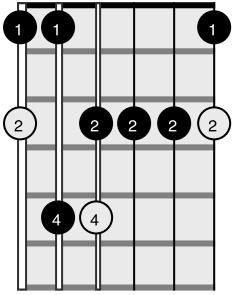


dim7 3E

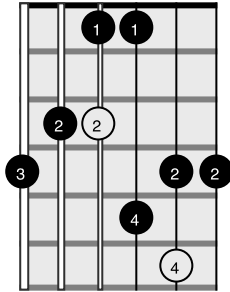


Arpeggios aus M4 LE06 (2)

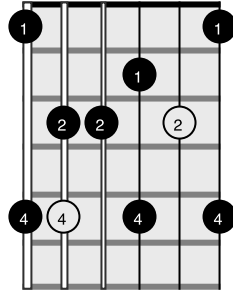
m7 2E



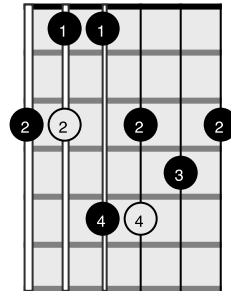
m7 2D



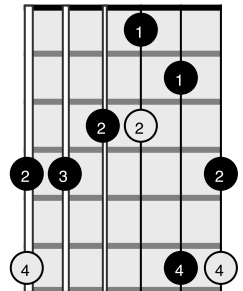
m7 4A



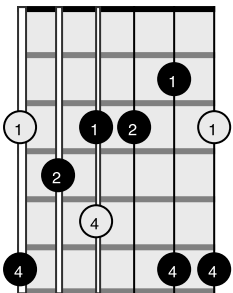
m7 2A



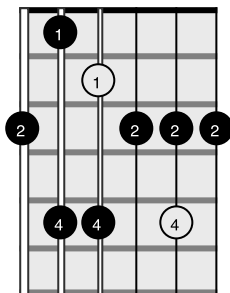
m7 4E



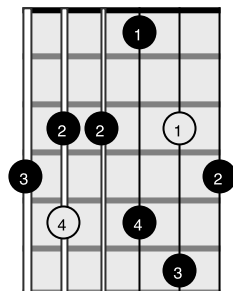
m7b5 1E



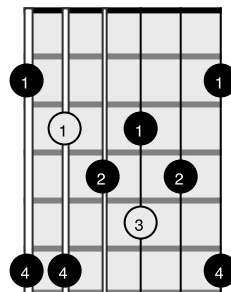
m7b5 1D



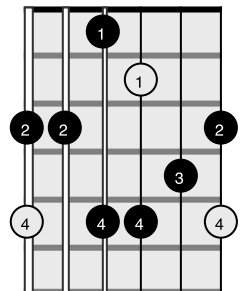
m7b5 4A



m7b5 1A

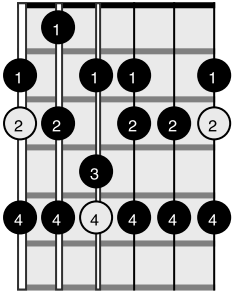


m7b5 4E

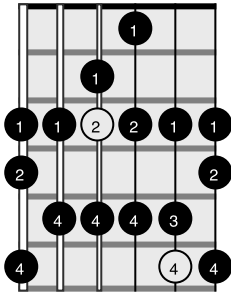


Melodisch Moll aus M5 LE01

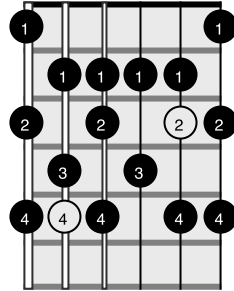
MM 2E



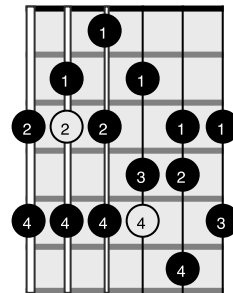
MM 2D



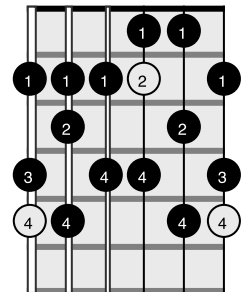
MM 4A



MM 2A

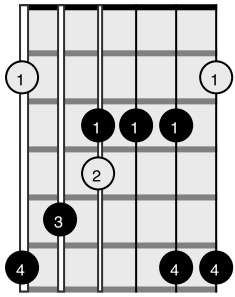


MM 4E

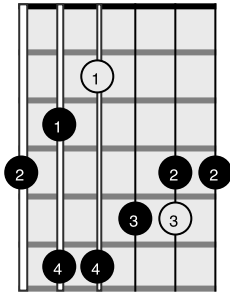


maj7#5 Arpeggio aus M5 LE04

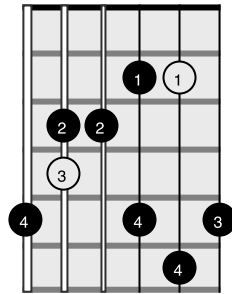
MM 2E



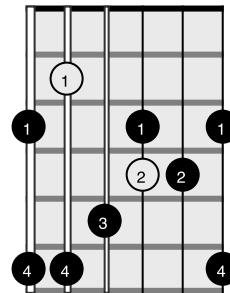
MM 2D



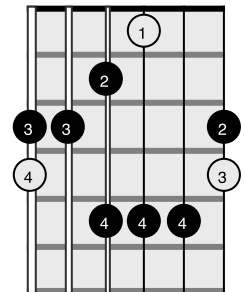
MM 4A



MM 2A

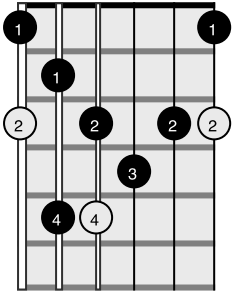


MM 4E

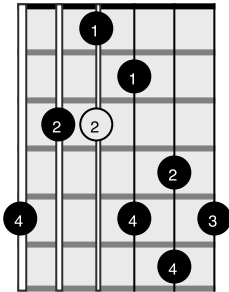


Dom7 Argeggio aus M5 LE05

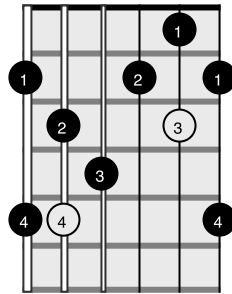
Dom7 2E



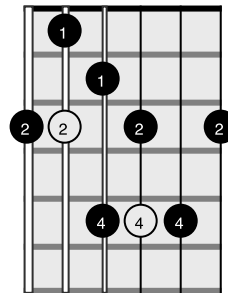
Dom7 2D



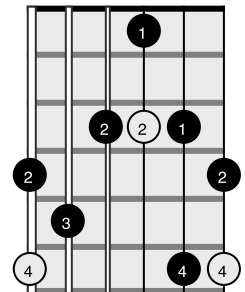
Dom7 4A



Dom7 2A

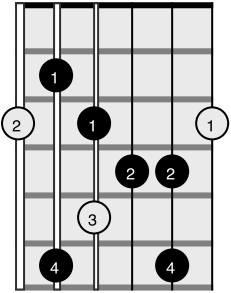


Dom7 4E

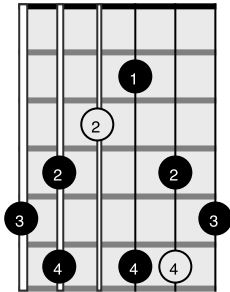


Dom7#5 Arpeggio aus M5 LE08

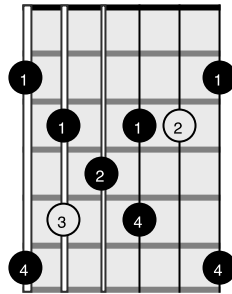
7#5 2E



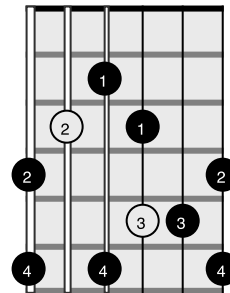
7#5 2D



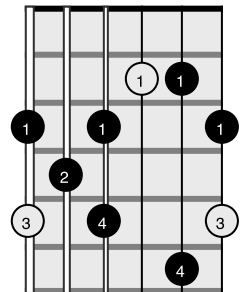
7#5 4A



7#5 2A

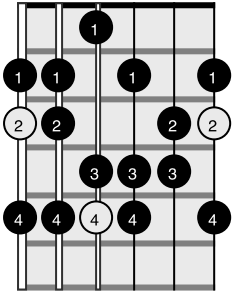


7#5 4E

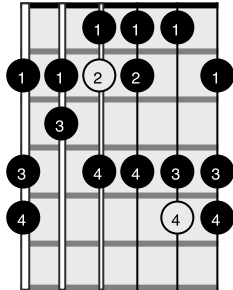


Harmonisch Dur aus M6 LE01

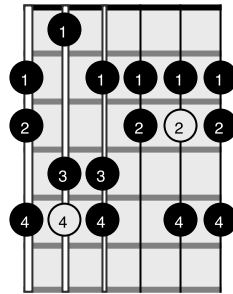
HD 2E



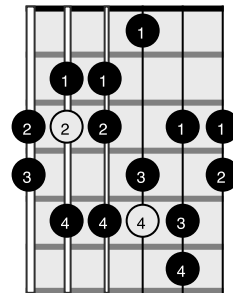
HD 2D



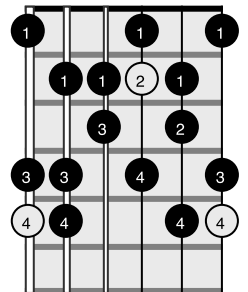
HD 4A



HD 2A

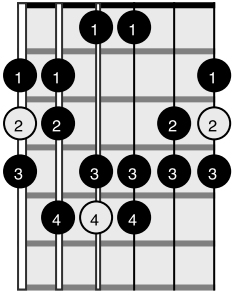


HD 4E

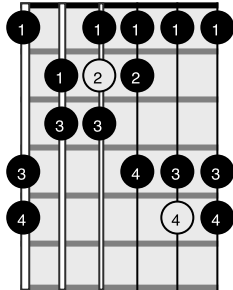


Doppel Harmonisch Dur aus M6 LE01

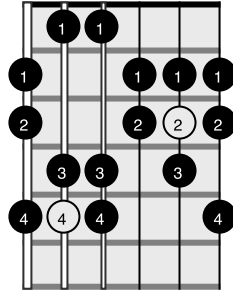
DHD 2E



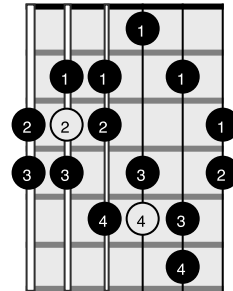
DHD 2D



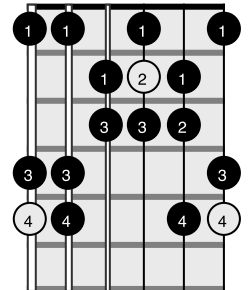
DHD 4A



DHD 2A

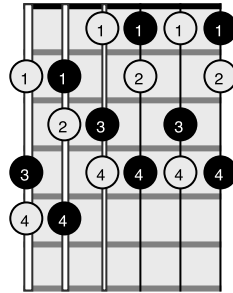


DHD 4E

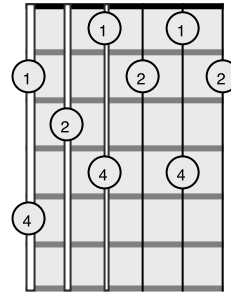


Ganzton-Halbtonleiter und Dim7 Arp aus M6 LE04

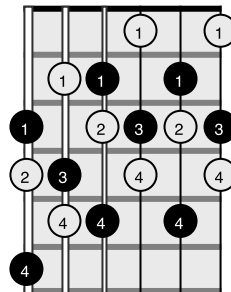
GTHT



Dim7 Arp



alt. Shape

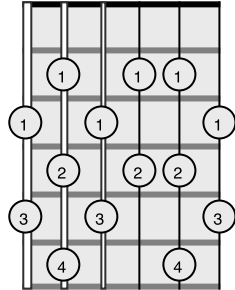


**Wichtig: Den alternativen Fingersatz (Shape) benutze ich NIE.
Er steht hier nur der Vollständigkeit halber.**

Wenn Du die HTGT statt der GTHT spielen willst, spiel den Grundton der HTGT, rutsch einen Bund nach oben und spiel die GTHT. Näheres im Video!

Ganztonleiter aus M6 LE05

Shape 1



Shape 2

